



Installation instructions
Audi RS4 B7

Dear customers,


unfortunately we do not have enough pictures of the installation on a RS4 B7 available to be able to show the installation completely.

The following instructions are based on currently available informations and may have errors and / or could be incomplete.

If you notice any differences in the installation which are not described in this manual or you have taken pictures of the installation, we would be pleased if you could provide us with this information to further improve the manual.

Cover of the loading sill:

Remove the trunk floor and afterwards the cover of the loading sill (red in the picture), the cover is mostly only clipped but also attached with 4 (Avant) or 2 (Limousine) screws / nuts:



Removing the side panel:

Now remove the side panel on the driver side (at the Avant it should be enough to loosen it and turn it carefully to the side. If the space is not sufficient, the panel must be completely removed).


The side panel is clipped several times and screwed to the 2 lashing eyes (green in the picture), at the Avant there is also (above the flap) another screw.

Connection of the control unit:


After the side paneling has been removed or slightly pushed aside, the vacuum reservoir (blue in the picture) and the solenoid valve are visible:



Disconnect the original connector on the solenoid valve and connect it to the matching connector of the control system. Then put the second connector of the control system on the solenoid valve:



Attach the control system as shown in the picture and fix them with self-adhesive Velcro fasteners on the car body:



Attach the ground cable to the original ground point:



Test the control with the engine running and then reinstall everything in reverse order.

PLEASE NOTE: The exhaust flap maybe original ALWAYS open when the car is standing, a test of the "valve opened" function is possible only when driving. At best, the difference in holding the throttle or low acceleration in the range 3,000 to 4,000 1 / min can be heard.

At the Audi RS4 B7, the control system gets only power supply when the engine is running, so the control system can only be operate with running engine.



Owner: Christian Müller

Vorstadt 15

94577 Winzer

Germany

Phone: +49 (0) 9901 200981

Fax: +49 (0) 9901 200983

www.special-exhaust.de

info@special-exhaust.de